
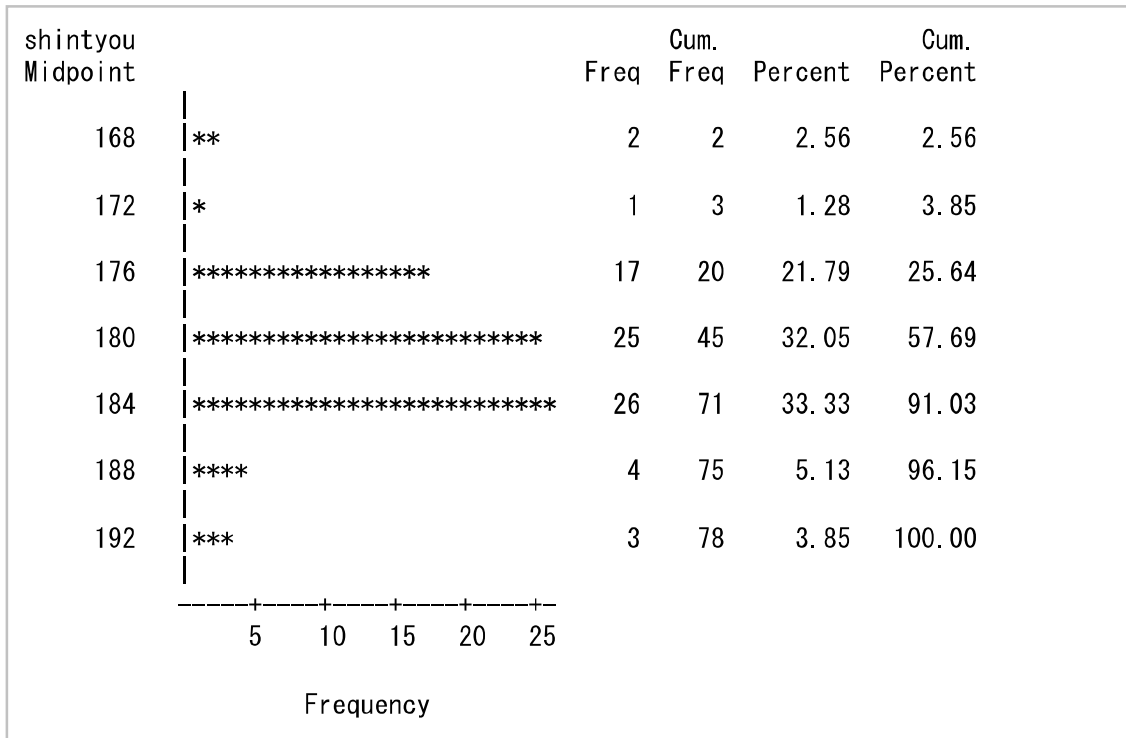
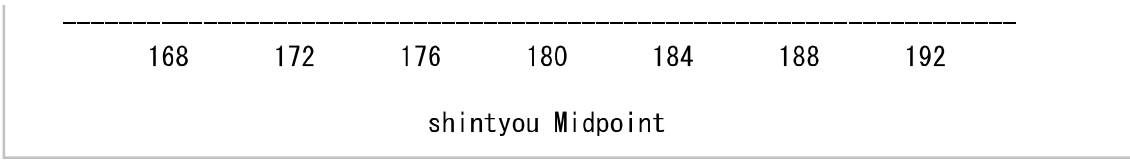


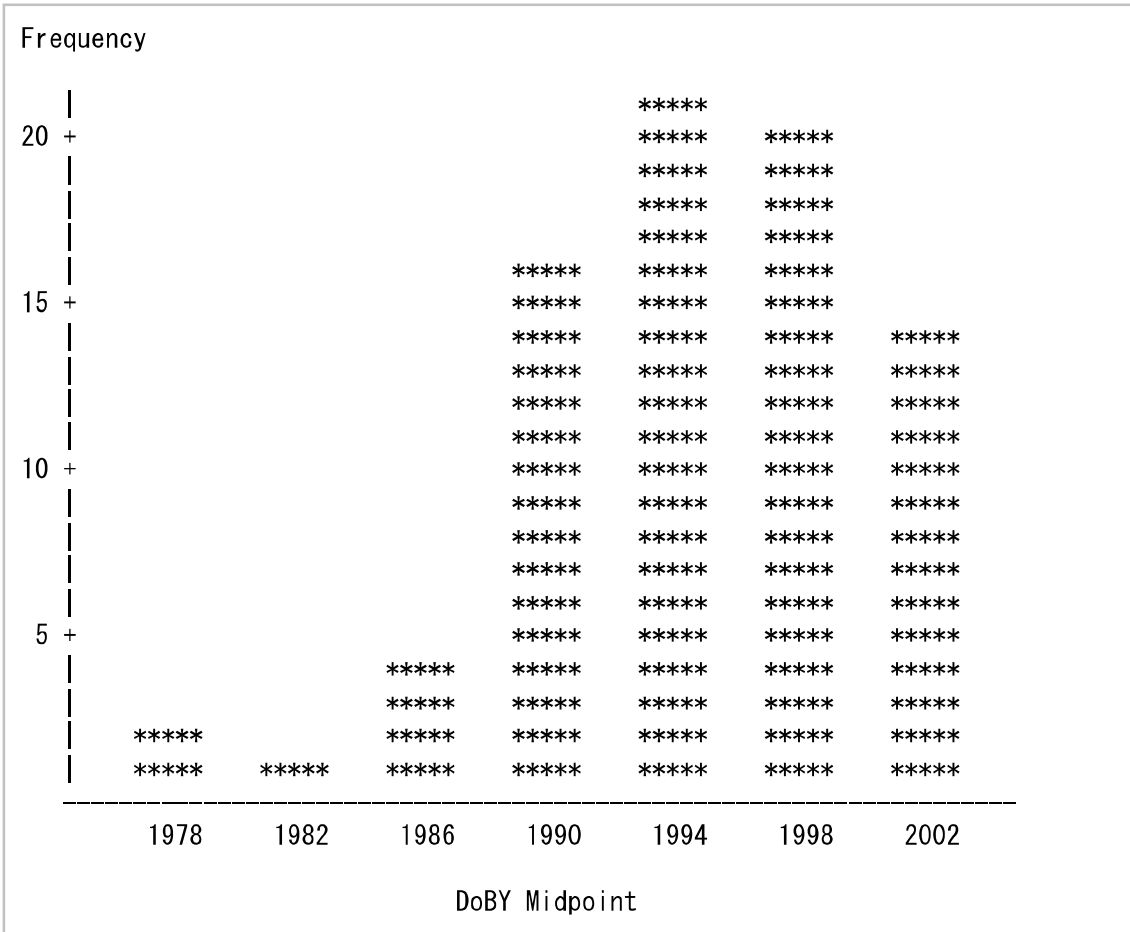
Obs	No	Name	Pos	DoBY	DoBM	DoBD	shintyou	taijyuu	tou	da	bikou
1	11	小笠原 慎之介	投手	1997	10	8	180	95	左	左	
2	12	田島 慎二	投手	1989	12	21	181	84	右	右	
3	13	橋本 侑樹	投手	1998	1	8	180	71	左	左	
4	14	谷元 圭介	投手	1985	1	28	167	72	右	右	
5	16	又吉 克樹	投手	1990	11	4	181	74	右	右	
6	17	柳 裕也	投手	1994	4	22	180	85	右	右	
7	18	梅津 晃大	投手	1996	10	24	187	90	右	右	
8	19	高橋 宏斗	投手	2002	8	9	185	85	右	右	
9	21	岡田 俊哉	投手	1991	12	5	178	67	左	左	
10	22	大野 雄大	投手	1988	9	26	183	83	左	左	





DoBY Midpoint		Co. Freq	Cum. Freq	Percent	Cum. Percent
1978	**	2	2	2.56	2.56
1982	*	1	3	1.28	3.85
1986	****	4	7	5.13	8.97
1990	*****	16	23	20.51	29.49
1994	*****	21	44	26.92	56.41
1998	*****	20	64	25.64	82.05
2002	*****	14	78	17.95	100.00

Frequency



The FREQ Procedure

DoBM	Frequency	Percent	Cumulative Frequency	Cumulative Percent
1	6	7.69	6	7.69
2	4	5.13	10	12.82
3	7	8.97	17	21.79
4	8	10.26	25	32.05
5	10	12.82	35	44.87
6	4	5.13	39	50.00
7	7	8.97	46	58.97
8	4	5.13	50	64.10
9	6	7.69	56	71.79
10	7	8.97	63	80.77
11	5	6.41	68	87.18
12	10	12.82	78	100.00

tou	Frequency	Percent	Cumulative Frequency	Cumulative Percent
右	61	78.21	61	78.21
左	17	21.79	78	100.00

da	Frequency	Percent	Cumulative Frequency	Cumulative Percent
右	40	51.28	40	51.28
左	35	44.87	75	96.15
左右	3	3.85	78	100.00

Frequency Percent Row Pct Col Pct	Table of tou by da				
	tou	da			Total
		右	左	左右	
	右	40 51.28 65.57 100.00	18 23.08 29.51 51.43	3 3.85 4.92 100.00	61 78.21
	左	0 0.00 0.00 0.00	17 21.79 100.00 48.57	0 0.00 0.00 0.00	17 21.79
	Total	40 51.28	35 44.87	3 3.85	78 100.00

## The FREQ Procedure

shintyou	Frequency	Percent	Cumulative Frequency	Cumulative Percent
167	2	2.56	2	2.56
172	1	1.28	3	3.85
174	2	2.56	5	6.41
175	3	3.85	8	10.26
176	5	6.41	13	16.67
177	7	8.97	20	25.64
178	4	5.13	24	30.77
179	7	8.97	31	39.74
180	9	11.54	40	51.28
181	5	6.41	45	57.69
182	3	3.85	48	61.54
183	10	12.82	58	74.36
184	5	6.41	63	80.77
185	8	10.26	71	91.03
186	1	1.28	72	92.31
187	3	3.85	75	96.15
190	2	2.56	77	98.72
193	1	1.28	78	100.00