

Obs	No	Name	Pos	DoBY	DoBM	DoBD	shintyou	taijyuu	tou	da	bikou
1	11	小笠原 慎之介	投手	1997	10	8	180	95	左	左	
2	12	田島 慎二	投手	1989	12	21	181	84	右	右	
3	13	橋本 侑樹	投手	1998	1	8	180	71	左	左	
4	14	谷元 圭介	投手	1985	1	28	167	72	右	右	
5	16	又吉 克樹	投手	1990	11	4	181	74	右	右	
6	17	柳 裕也	投手	1994	4	22	180	85	右	右	
7	18	梅津 晃大	投手	1996	10	24	187	90	右	右	
8	19	高橋 宏斗	投手	2002	8	9	185	85	右	右	
9	21	岡田 俊哉	投手	1991	12	5	178	67	左	左	
10	22	大野 雄大	投手	1988	9	26	183	83	左	左	

The MEANS Procedure

Variable	N	Mean	Std Dev	Minimum	Maximum
DoBY	78	1994.04	5.5066484	1977.00	2003.00
DoBM	78	6.6794872	3.5253943	1.0000000	12.0000000
DoBD	78	15.9615385	8.1375230	2.0000000	31.0000000
shintyou	78	180.5641026	4.5998016	167.0000000	193.0000000
taijyuu	78	84.2820513	7.7189217	65.0000000	108.0000000

The UNIVARIATE Procedure

Variable: shintyou

Moments			
N	78	Sum Weights	78
Mean	180.564103	Sum Observations	14084
Std Deviation	4.59980164	Variance	21.1581752
Skewness	-0.2699454	Kurtosis	1.05481804
Uncorrected SS	2544694	Corrected SS	1629.17949
Coeff Variation	2.54746186	Std Error Mean	0.52082498

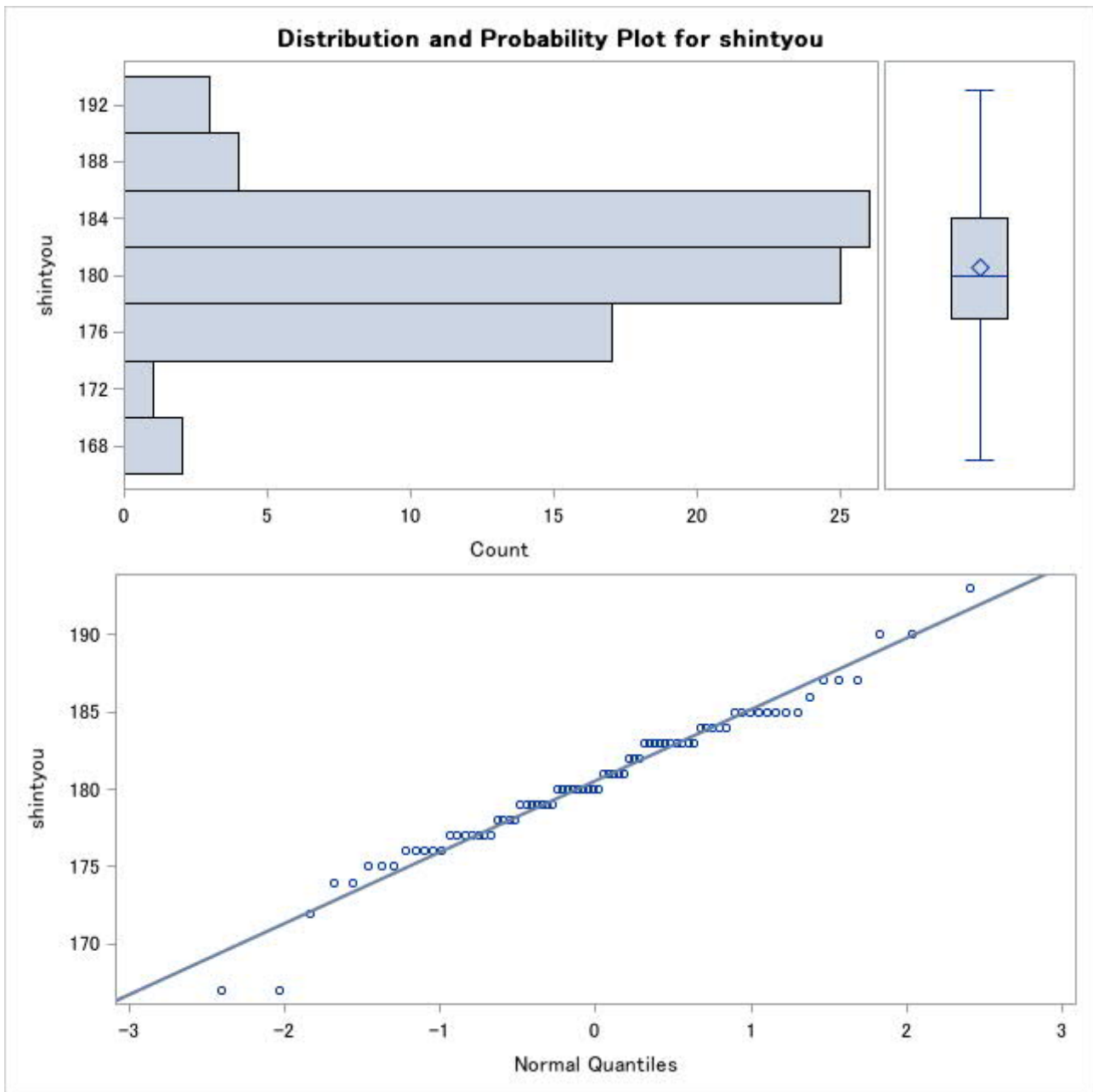
Basic Statistical Measures			
Location		Variability	
Mean	180.5641	Std Deviation	4.59980
Median	180.0000	Variance	21.15818
Mode	183.0000	Range	26.00000
		Interquartile Range	7.00000

Tests for Location: Mu0=0				
Test	Statistic		p Value	
Student's t	t	346.6886	Pr > t	<.0001

Tests for Location: $\mu_0=0$			
Test	Statistic		p Value
Sign	M	39	Pr $\geq M $ <.0001
Signed Rank	S	1540.5	Pr $\geq S $ <.0001

Quantiles (Definition 5)	
Level	Quantile
100% Max	193
99%	193
95%	187
90%	185
75% Q3	184
50% Median	180
25% Q1	177
10%	175
5%	174
1%	167
0% Min	167

Extreme Observations			
Lowest		Highest	
Value	Obs	Value	Obs
167	28	187	12
167	4	187	44
172	65	190	41
174	66	190	78
174	63	193	34



The UNIVARIATE Procedure
Variable: DoBY

Moments			
N	78	Sum Weights	78
Mean	1994.03846	Sum Observations	155535
Std Deviation	5.50664842	Variance	30.3231768
Skewness	-0.7133317	Kurtosis	0.73426793
Uncorrected SS	310145107	Corrected SS	2334.88462
Coeff Variation	0.27615558	Std Error Mean	0.62350515

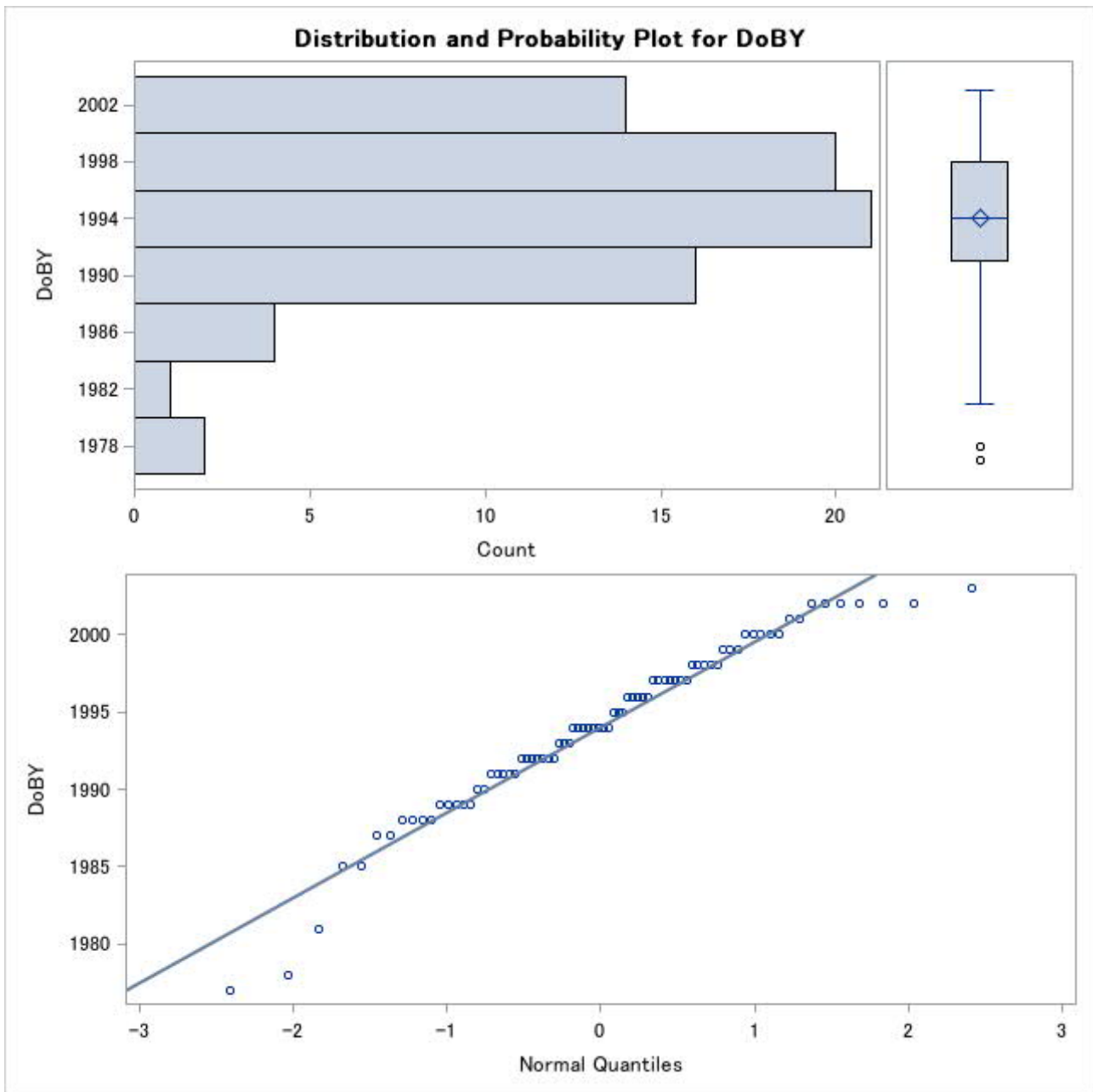
Basic Statistical Measures			
Location		Variability	
Mean	1994.038	Std Deviation	5.50665
Median	1994.000	Variance	30.32318
Mode	1994.000	Range	26.00000

Basic Statistical Measures			
Location		Variability	
		Interquartile Range	7.00000

Tests for Location: Mu0=0				
Test	Statistic		p Value	
Student's t	t	3198.111	Pr > t	<.0001
Sign	M	39	Pr >= M	<.0001
Signed Rank	S	1540.5	Pr >= S	<.0001

Quantiles (Definition 5)	
Level	Quantile
100% Max	2003
99%	2003
95%	2002
90%	2001
75% Q3	1998
50% Median	1994
25% Q1	1991
10%	1988
5%	1985
1%	1977
0% Min	1977

Extreme Observations			
Lowest		Highest	
Value	Obs	Value	Obs
1977	61	2002	30
1978	14	2002	53
1981	58	2002	70
1985	60	2002	73
1985	4	2003	75



The UNIVARIATE Procedure
Variable: shintyou

Moments			
N	78	Sum Weights	78
Mean	180.564103	Sum Observations	14084
Std Deviation	4.59980164	Variance	21.1581752
Skewness	-0.2699454	Kurtosis	1.05481804
Uncorrected SS	2544694	Corrected SS	1629.17949
Coeff Variation	2.54746186	Std Error Mean	0.52082498

Basic Statistical Measures			
Location		Variability	
Mean	180.5641	Std Deviation	4.59980
Median	180.0000	Variance	21.15818

Basic Statistical Measures			
Location		Variability	
Mode	183.0000	Range	26.00000
		Interquartile Range	7.00000

Tests for Location: Mu0=0				
Test	Statistic		p Value	
Student's t	t	346.6886	Pr > t	<.0001
Sign	M	39	Pr >= M	<.0001
Signed Rank	S	1540.5	Pr >= S	<.0001

Quantiles (Definition 5)	
Level	Quantile
100% Max	193
99%	193
95%	187
90%	185
75% Q3	184
50% Median	180
25% Q1	177
10%	175
5%	174
1%	167
0% Min	167

Extreme Observations			
Lowest		Highest	
Value	Obs	Value	Obs
167	28	187	12
167	4	187	44
172	65	190	41
174	66	190	78
174	63	193	34

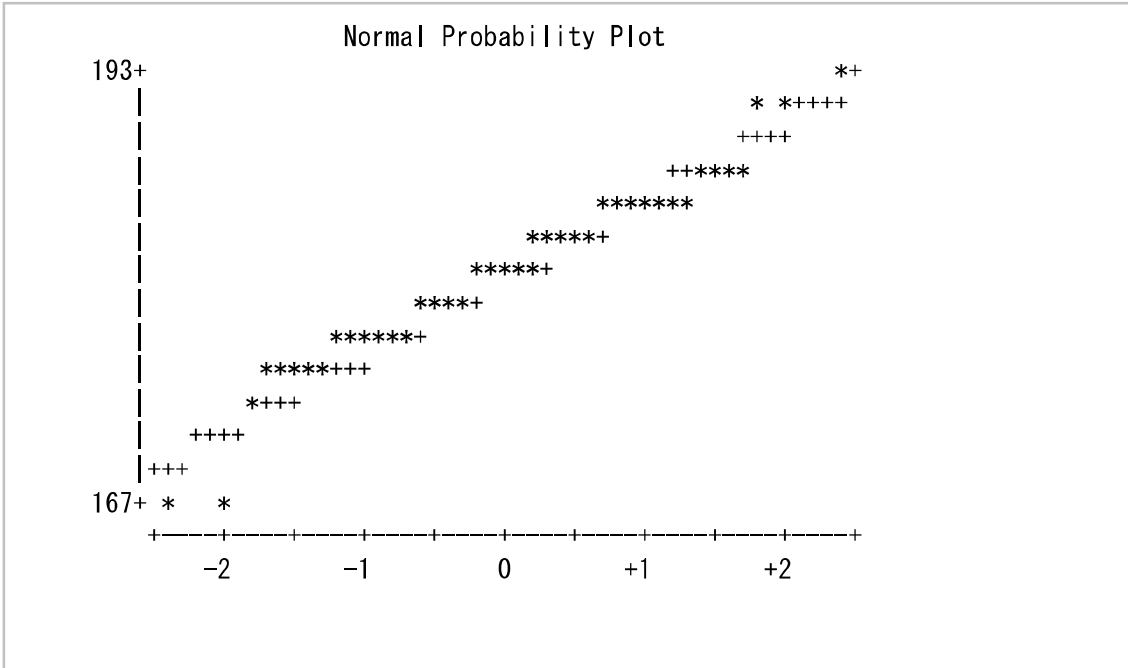
The UNIVARIATE Procedure
Variable: shintyou

Stem Leaf	#	Boxplot
192 0	1	
190 00	2	
188		
186 0000	4	
184 00000000000000	13	+-----+
182 00000000000000	13	
180 00000000000000	14	*--+--*

```

178 00000000000      11 |      |
176 000000000000    12 +-----+
174 00000           5      |
172 0                1      |
170                  |
168                  |
166 00              2      |
      +-----+
    
```

The UNIVARIATE Procedure
Variable: shintyou



The UNIVARIATE Procedure
Variable: DoBY

Moments			
N	78	Sum Weights	78
Mean	1994.03846	Sum Observations	155535
Std Deviation	5.50664842	Variance	30.3231768
Skewness	-0.7133317	Kurtosis	0.73426793
Uncorrected SS	310145107	Corrected SS	2334.88462
Coeff Variation	0.27615558	Std Error Mean	0.62350515

Basic Statistical Measures			
Location		Variability	
Mean	1994.038	Std Deviation	5.50665
Median	1994.000	Variance	30.32318
Mode	1994.000	Range	26.00000
		Interquartile Range	7.00000

Tests for Location: Mu0=0				
Test	Statistic		p Value	
Student's t	t	3198.111	Pr > t	<.0001
Sign	M	39	Pr >= M	<.0001
Signed Rank	S	1540.5	Pr >= S	<.0001

Quantiles (Definition 5)	
Level	Quantile
100% Max	2003
99%	2003
95%	2002
90%	2001
75% Q3	1998
50% Median	1994
25% Q1	1991
10%	1988
5%	1985
1%	1977
0% Min	1977

Extreme Observations			
Lowest		Highest	
Value	Obs	Value	Obs
1977	61	2002	30
1978	14	2002	53
1981	58	2002	70
1985	60	2002	73
1985	4	2003	75

The UNIVARIATE Procedure
Variable: DoBY

Stem Leaf	#	Boxplot
2002 0000000	7	
2000 0000000	7	
1998 00000000	8	+-----+
1996 000000000000	12	
1994 000000000000	11	*---+---*
1992 00000000000	10	
1990 00000000	7	+-----+
1988 0000000000	9	
1986 00	2	
1984 00	2	
1982		
1980 0	1	
1978 0	1	0
1976 0	1	0



The UNIVARIATE Procedure
Variable: DoBY

