
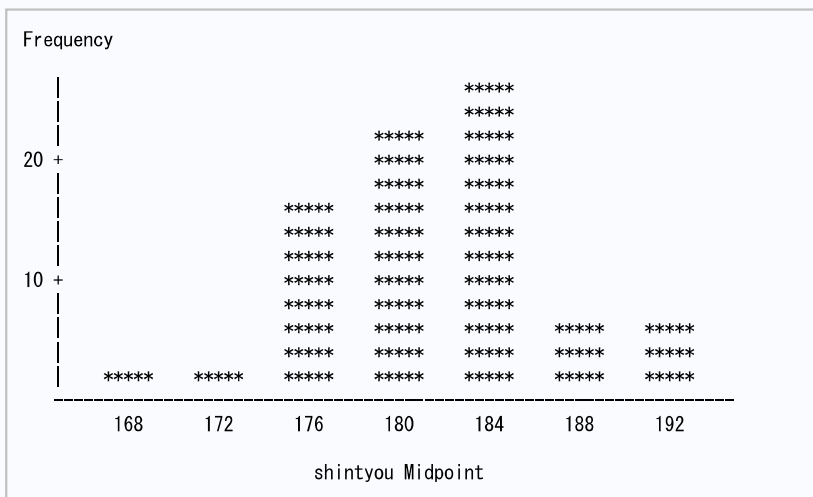
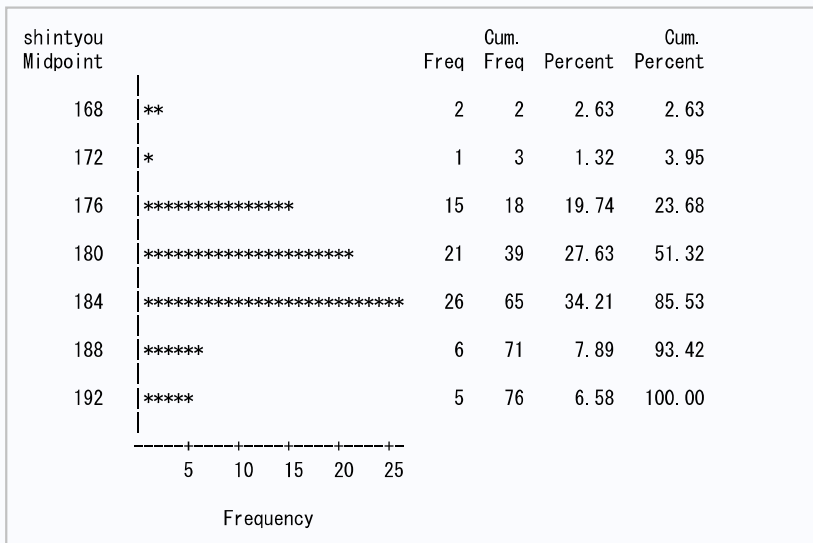
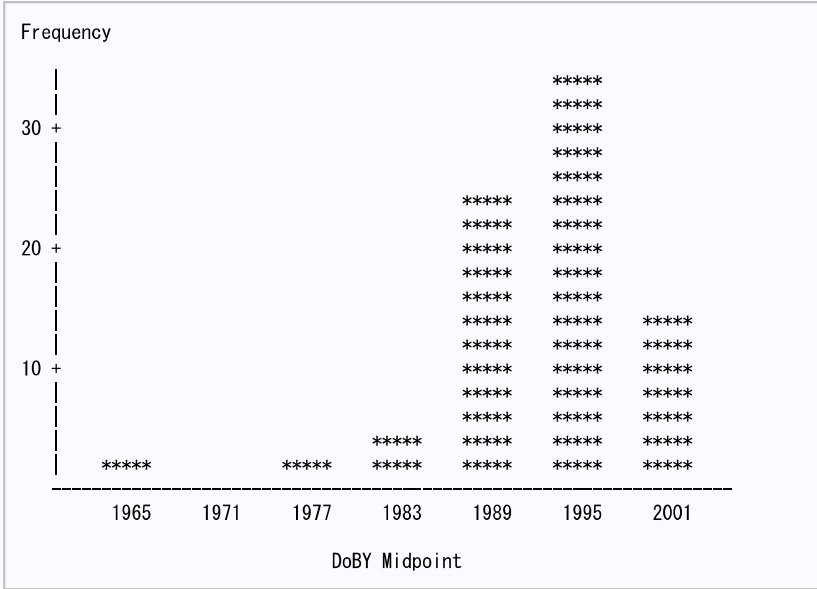
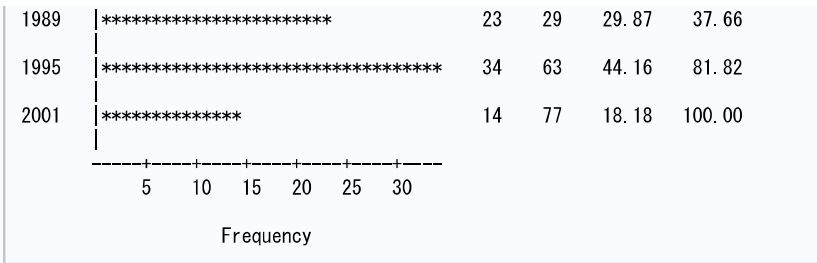


Obs	No	Name	Pos	DoBY	DoBM	DoBD	shintyou	taijyuu	tou	da	bikou
1	92	与田 剛	監督	1965	12	4	.	.			
2	11	小笠原 慎之介	投手	1997	10	8	180	95	左	左	
3	12	田島 慎二	投手	1989	12	21	181	84	右	右	
4	13	橋本 侑樹	投手	1998	1	8	180	71	左	左	
5	14	谷元 圭介	投手	1985	1	28	167	72	右	右	
6	16	又吉 克樹	投手	1990	11	4	181	74	右	右	
7	17	柳 裕也	投手	1994	4	22	180	85	右	右	
8	19	吉見 一起	投手	1984	9	19	182	90	右	右	
9	21	岡田 俊哉	投手	1991	12	5	178	67	左	左	
10	22	大野 雄大	投手	1988	9	26	183	83	左	左	





The FREQ Procedure

tou	Frequency	Percent	Cumulative Frequency	Cumulative Percent
右	61	80.26	61	80.26
左	15	19.74	76	100.00

Frequency Missing = 1

da	Frequency	Percent	Cumulative Frequency	Cumulative Percent
右	46	60.53	46	60.53
左	28	36.84	74	97.37
左右	2	2.63	76	100.00

Frequency Missing = 1

Table of tou by da				
tou	da			Total
	右	左	左右	
右	44	15	2	61
	57.89	19.74	2.63	80.26
	72.13	24.59	3.28	
	95.65	53.57	100.00	
左	2	13	0	15
	2.63	17.11	0.00	19.74
	13.33	86.67	0.00	
	4.35	46.43	0.00	
Total	46	28	2	76
	60.53	36.84	2.63	100.00

Frequency Missing = 1

## The FREQ Procedure

shintyou	Frequency	Percent	Cumulative Frequency	Cumulative Percent
167	2	2.63	2	2.63
172	1	1.32	3	3.95
174	2	2.63	5	6.58
175	3	3.95	8	10.53
176	4	5.26	12	15.79
177	6	7.89	18	23.68
178	5	6.58	23	30.26
179	3	3.95	26	34.21
180	8	10.53	34	44.74
181	5	6.58	39	51.32
182	3	3.95	42	55.26
183	10	13.16	52	68.42
184	5	6.58	57	75.00
185	8	10.53	65	85.53
186	1	1.32	66	86.84
187	4	5.26	70	92.11
188	1	1.32	71	93.42
190	4	5.26	75	98.68
193	1	1.32	76	100.00
Frequency Missing = 1				