

Obs	sex	shintyou	taijyuu	kyoui	jitaku	kodukai	carryer	tsuuwa
1	F	146.7	41.0	85	J	10000	Vodafone	6000
2	F	148.0	43.0	80	J	50000	DoCoMo	4000
3	F	150.0	46.0	86		40000		.
4	F	151.7	41.5	80	J	35000		.
5	F	152.0	35.0	77	J	60000	DoCoMo	2000

## The MEANS Procedure

Variable	N	Mean	Std Dev	Minimum	Maximum
shintyou	122	167.7467213	8.6343843	146.7000000	185.0000000
taijyuu	122	59.0606557	10.6815478	35.0000000	100.0000000
kyoui	122	86.0606557	8.1876298	46.0000000	112.0000000
kodukai	118	55233.05	62255.25	0	350000.00
tsuuwa	45	7177.56	4753.40	350.0000000	25000.00

The FASTCLUS Procedure  
 Replace=FULL Radius=0 Maxclusters=2 Maxiter=1

Initial Seeds			
Cluster	shintyou	tajyuu	kyoui
1	178.0000000	100.0000000	112.0000000
2	168.0000000	54.0000000	56.0000000

Criterion Based on Final Seeds = 7.3708

Cluster Summary						
Cluster	Frequency	RMS Std Deviation	Maximum Distance from Seed to Observation	Radius Exceeded	Nearest Cluster	Distance Between Cluster Centroids
1	37	6.5659	31.2304		2	21.7461
2	85	7.4779	47.6495		1	21.7461

Statistics for Variables				
Variable	Total STD	Within STD	R-Square	RSQ/(1-RSQ)
shintyou	8.63438	7.34011	0.283299	0.395283
tajyuu	10.68155	7.63404	0.493434	0.974076
kyoui	8.18763	6.63872	0.348000	0.533741
OVER-ALL	9.23193	7.21638	0.394032	0.650252

Pseudo F Statistic = 78.03

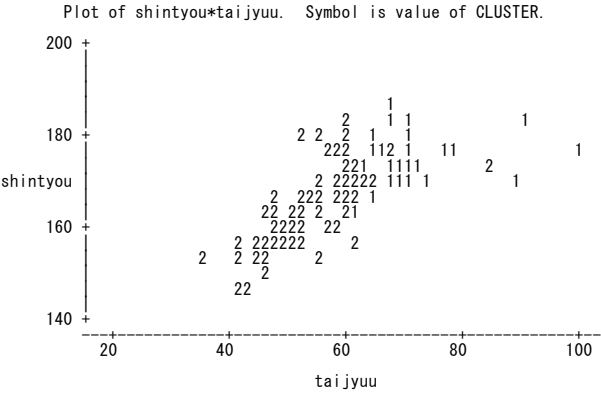
Approximate Expected Over-All R-Squared = 0.34407

Cubic Clustering Criterion = 2.219

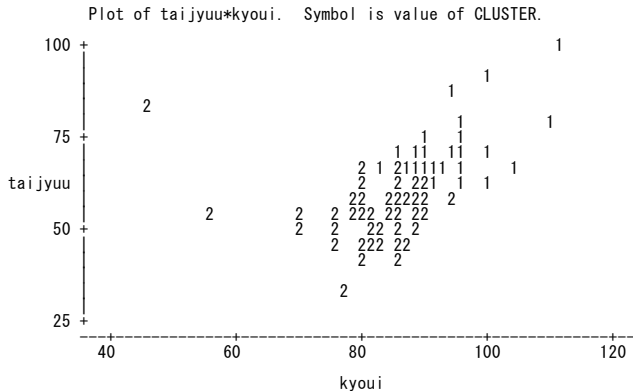
WARNING: The two values above are invalid for correlated variables.

Cluster Means			
Cluster	shintyou	tajyuu	kyoui
1	174.6837838	70.3864865	93.3513514
2	164.7270588	54.1305882	82.8870588

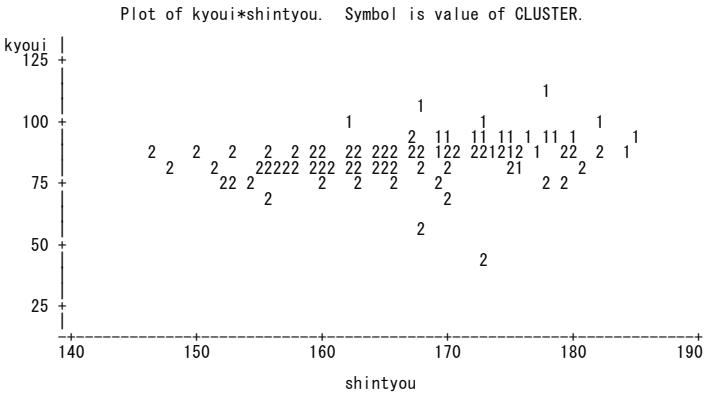
Cluster Standard Deviations			
Cluster	shintyou	tajyuu	kyoui
1	5.201950143	8.030018755	6.147340058
2	8.085177329	7.457898075	6.838507708



NOTE: 46 obs hidden.



NOTE: 58 obs hidden.



NOTE: 44 obs hidden.

Obs	sex	shintyou	taiyyuu	kyoui	jitaku	kodukai	carryer	tsuuwa	CLUSTER	DISTANCE
1	F	146.7	41.0	85	J	10000	Vodafone	6000	2	24.5971
2	F	148.0	43.0	80	J	50000	DoCoMo	4000	2	22.6748
3	F	150.0	46.0	86		40000		.	2	19.1358
4	F	151.7	41.5	80	J	35000		.	2	20.8285
5	F	152.0	35.0	77	J	60000	DoCoMo	2000	2	26.2100
6	F	153.0	46.5	87	G	10000		.	2	16.5328
7	F	153.0	55.0	78	J	30000		.	2	14.5147
8	F	154.4	44.0	75	J	9000	au	2000	2	18.9920
9	F	155.0	48.0	83	G	180000		.	2	13.7659
10	F	156.0	42.0	85	J	0	DoCoMo	15000	2	17.3003
11	F	156.0	46.0	82	J	10000	Vodafone	7000	2	14.3665
12	F	156.0	48.0	70	J	30000		.	2	18.9739
13	F	156.0	49.0	85	J	25000		.	2	12.3970
14	F	156.0	50.0	82	J	40000	Vodafone	10000	2	11.9661
15	M	156.0	61.0	90	J	0		.	2	12.9700
16	F	156.5	45.0	80	G	60000	au	10000	2	15.1243
17	F	157.0	53.0	84	J	30000		.	2	9.6835
18	F	158.0	46.0	80		27500	Willcom	3000	2	13.4529
19	F	158.0	49.0	85	J	0		.	2	10.8043
20	F	158.0	50.0	85	J	30000	DoCoMo	10000	2	10.1947