

| Obs | sex | shintyou | taijyuu | kyoui | jitaku | kodukai | carryer | tsuuwa |
|-----|-----|----------|---------|-------|--------|---------|----------|--------|
| 1 | F | 145.0 | 38 | . | J | 10000 | | . |
| 2 | F | 146.7 | 41 | 85 | J | 10000 | Vodafone | 6000 |
| 3 | F | 148.0 | 42 | . | J | 50000 | | . |
| 4 | F | 148.0 | 43 | 80 | J | 50000 | DoCoMo | 4000 |
| 5 | F | 149.0 | 45 | . | G | 60000 | | . |

The FREQ Procedure

| sex | Frequency | Percent | Cumulative Frequency | Cumulative Percent |
|-----|-----------|---------|----------------------|--------------------|
| F | 83 | 25.54 | 83 | 25.54 |
| M | 242 | 74.46 | 325 | 100.00 |

The MEANS Procedure

| Variable | N | Mean | Std Dev | Minimum | Maximum |
|----------|-----|-------------|-----------|-------------|-------------|
| shintyou | 325 | 168.6947692 | 8.0436274 | 145.0000000 | 186.0000000 |
| taijyuu | 325 | 58.7809231 | 9.3469315 | 35.0000000 | 100.0000000 |

The UNIVARIATE Procedure
Variable: shintyou

| Moments | | | |
|-----------------|------------|------------------|------------|
| N | 325 | Sum Weights | 325 |
| Mean | 168.694769 | Sum Observations | 54825.8 |
| Std Deviation | 8.0436274 | Variance | 64.6999417 |
| Skewness | -0.5017185 | Kurtosis | -0.1401062 |
| Uncorrected SS | 9269788.46 | Corrected SS | 20962.7811 |
| Coeff Variation | 4.7681546 | Std Error Mean | 0.44618017 |

| Basic Statistical Measures | | | |
|----------------------------|----------|---------------------|----------|
| Location | | Variability | |
| Mean | 168.6948 | Std Deviation | 8.04363 |
| Median | 170.0000 | Variance | 64.69994 |
| Mode | 170.0000 | Range | 41.00000 |
| | | Interquartile Range | 10.00000 |

| Tests for Location: Mu0=0 | | | | |
|---------------------------|-----------|----------|----------|--------|
| Test | Statistic | | p Value | |
| Student's t | t | 378.0867 | Pr > t | <.0001 |
| Sign | M | 162.5 | Pr >= M | <.0001 |
| Signed Rank | S | 26487.5 | Pr >= S | <.0001 |

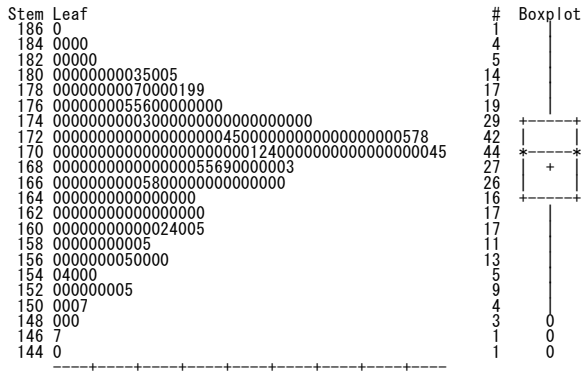
| Quantiles (Definition 5) | |
|--------------------------|----------|
| Level | Quantile |
| 100% Max | 186 |
| 99% | 184 |
| 95% | 180 |
| 90% | 178 |
| 75% Q3 | 174 |
| 50% Median | 170 |
| 25% Q1 | 164 |
| 10% | 157 |
| 5% | 153 |
| 1% | 148 |
| 0% Min | 145 |

| Extreme Observations | | | |
|----------------------|-----|---------|-----|
| Lowest | | Highest | |
| Value | Obs | Value | Obs |
| 145.0 | 1 | 184 | 321 |
| 146.7 | 2 | 184 | 322 |
| 148.0 | 4 | 185 | 323 |

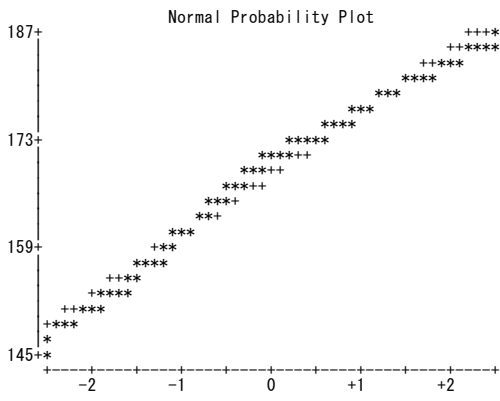
The UNIVARIATE Procedure
Variable: shintyou

| Extreme Observations | | | |
|----------------------|-----|---------|-----|
| Lowest | | Highest | |
| Value | Obs | Value | Obs |
| 148.0 | 3 | 185 | 324 |
| 149.0 | 5 | 186 | 325 |

The UNIVARIATE Procedure
Variable: shintyou



The UNIVARIATE Procedure
Variable: shintyou



The UNIVARIATE Procedure
Variable: tajyuu

| Moments | | | |
|-----------------|------------|------------------|------------|
| N | 325 | Sum Weights | 325 |
| Mean | 58.7809231 | Sum Observations | 19103.8 |
| Std Deviation | 9.34693152 | Variance | 87.3651288 |
| Skewness | 0.66845329 | Kurtosis | 1.60009749 |
| Uncorrected SS | 1151245.3 | Corrected SS | 28306.3017 |
| Coeff Variation | 15.901301 | Std Error Mean | 0.51847447 |

| Basic Statistical Measures | | | |
|----------------------------|----------|---------------------|----------|
| Location | | Variability | |
| Mean | 58.78092 | Std Deviation | 9.34693 |
| Median | 59.00000 | Variance | 87.36513 |
| Mode | 60.00000 | Range | 65.00000 |
| | | Interquartile Range | 11.00000 |

| Tests for Location: Mu0=0 | | | | |
|---------------------------|-----------|----------|----------|--------|
| Test | Statistic | | p Value | |
| Student's t | t | 113.3728 | Pr > t | <.0001 |
| Sign | M | 162.5 | Pr >= M | <.0001 |
| Signed Rank | S | 26487.5 | Pr >= S | <.0001 |

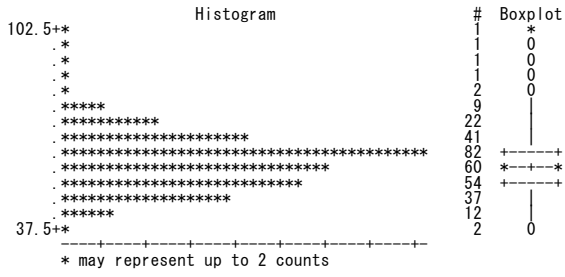
| Quantiles (Definition 5) | |
|--------------------------|----------|
| Level | Quantile |
| 100% Max | 100.0 |
| 99% | 88.5 |
| 95% | 74.2 |
| 90% | 70.0 |
| 75% Q3 | 64.0 |
| 50% Median | 59.0 |
| 25% Q1 | 53.0 |
| 10% | 47.8 |
| 5% | 45.0 |
| 1% | 41.0 |
| 0% Min | 35.0 |

| Extreme Observations | | | |
|----------------------|-----|---------|-----|
| Lowest | | Highest | |
| Value | Obs | Value | Obs |
| 35.0 | 10 | 84.0 | 233 |
| 38.0 | 1 | 88.5 | 150 |
| 41.0 | 13 | 90.0 | 319 |

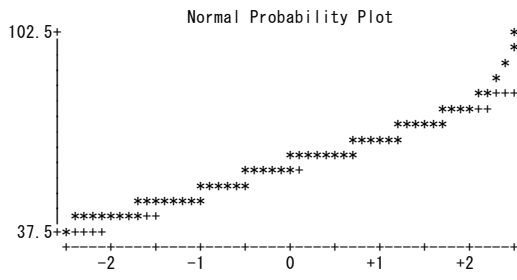
The UNIVARIATE Procedure
Variable: tajyuu

| Extreme Observations | | | |
|----------------------|-----|---------|-----|
| Lowest | | Highest | |
| Value | Obs | Value | Obs |
| 41.0 | 2 | 95.0 | 292 |
| 41.5 | 9 | 100.0 | 293 |

The UNIVARIATE Procedure
Variable: tajyuu



The UNIVARIATE Procedure
Variable: tajyuu



The MEANS Procedure

| Variable | N | Mean | Std Dev | Minimum | Maximum |
|----------|-----|-------------|-----------|-------------|-------------|
| shintyou | 242 | 172.1876033 | 5.3909417 | 156.0000000 | 186.0000000 |
| taijyuu | 242 | 62.2388430 | 7.9277377 | 46.0000000 | 100.0000000 |

The MEANS Procedure

| Variable | N | Mean | Std Dev | Minimum | Maximum |
|----------|----|-------------|-----------|-------------|-------------|
| shintyou | 83 | 158.5108434 | 5.4080791 | 145.0000000 | 168.0000000 |
| taijyuu | 83 | 48.6987952 | 4.7229975 | 35.0000000 | 60.0000000 |

The MEANS Procedure

sex=F

| Variable | N | Mean | Std Dev | Minimum | Maximum |
|----------|----|-------------|-----------|-------------|-------------|
| shintyou | 83 | 158.5108434 | 5.4080791 | 145.0000000 | 168.0000000 |
| taijyuu | 83 | 48.6987952 | 4.7229975 | 35.0000000 | 60.0000000 |

sex=M

| Variable | N | Mean | Std Dev | Minimum | Maximum |
|----------|-----|-------------|-----------|-------------|-------------|
| shintyou | 242 | 172.1876033 | 5.3909417 | 156.0000000 | 186.0000000 |
| taijyuu | 242 | 62.2388430 | 7.9277377 | 46.0000000 | 100.0000000 |

The UNIVARIATE Procedure
Variable: shintyou

sex=F

| Moments | | | |
|-----------------|------------|------------------|------------|
| N | 83 | Sum Weights | 83 |
| Mean | 158.510843 | Sum Observations | 13156.4 |
| Std Deviation | 5.40807914 | Variance | 29.24732 |
| Skewness | -0.2949921 | Kurtosis | -0.5527075 |
| Uncorrected SS | 2087830.34 | Corrected SS | 2398.28024 |
| Coeff Variation | 3.4118039 | Std Error Mean | 0.59361381 |

| Basic Statistical Measures | | | |
|----------------------------|----------|---------------------|----------|
| Location | | Variability | |
| Mean | 158.5108 | Std Deviation | 5.40808 |
| Median | 159.0000 | Variance | 29.24732 |
| Mode | 156.0000 | Range | 23.00000 |
| | | Interquartile Range | 7.00000 |

Note: The mode displayed is the smallest of 3 modes with a count of 7.

| Tests for Location: Mu0=0 | | | | |
|---------------------------|-----------|----------|----------|--------|
| Test | Statistic | | p Value | |
| Student's t | t | 267.0269 | Pr > t | <.0001 |
| Sign | M | 41.5 | Pr >= M | <.0001 |
| Signed Rank | S | 1743 | Pr >= S | <.0001 |

| Quantiles (Definition 5) | |
|--------------------------|----------|
| Level | Quantile |
| 100% Max | 168.0 |
| 99% | 168.0 |
| 95% | 166.0 |
| 90% | 166.0 |
| 75% Q3 | 162.0 |
| 50% Median | 159.0 |
| 25% Q1 | 155.0 |
| 10% | 151.7 |
| 5% | 149.0 |
| 1% | 145.0 |
| 0% Min | 145.0 |

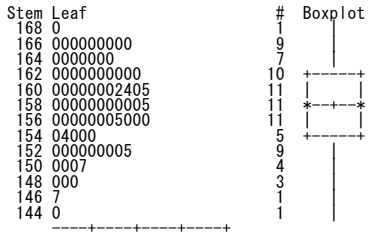
The UNIVARIATE Procedure
Variable: shintyou

sex=F

| Extreme Observations | | | |
|----------------------|-----|---------|-----|
| Lowest | | Highest | |
| Value | Obs | Value | Obs |
| 145.0 | 1 | 166 | 79 |
| 146.7 | 2 | 167 | 80 |
| 148.0 | 4 | 167 | 81 |
| 148.0 | 3 | 167 | 82 |
| 149.0 | 5 | 168 | 83 |

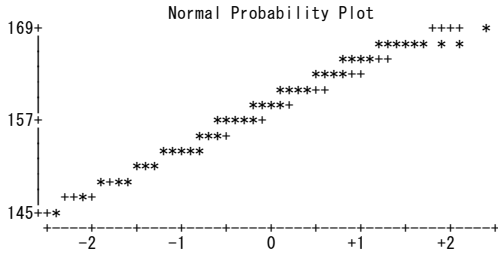
The UNIVARIATE Procedure
Variable: shintyou

sex=F



The UNIVARIATE Procedure
Variable: shintyou

sex=F



The UNIVARIATE Procedure
Variable: tajyuu

sex=F

| Moments | | | |
|-----------------|------------|------------------|------------|
| N | 83 | Sum Weights | 83 |
| Mean | 48.6987952 | Sum Observations | 4042 |
| Std Deviation | 4.72299755 | Variance | 22.3067058 |
| Skewness | -0.1154676 | Kurtosis | 0.2317718 |
| Uncorrected SS | 198669.68 | Corrected SS | 1829.14988 |
| Coeff Variation | 9.69838685 | Std Error Mean | 0.51841633 |

| Basic Statistical Measures | | | |
|----------------------------|----------|---------------------|----------|
| Location | | Variability | |
| Mean | 48.69880 | Std Deviation | 4.72300 |
| Median | 49.00000 | Variance | 22.30671 |
| Mode | 50.00000 | Range | 25.00000 |
| | | Interquartile Range | 6.50000 |

| Tests for Location: Mu0=0 | | | | |
|---------------------------|-----------|----------|----------|--------|
| Test | Statistic | | p Value | |
| Student's t | t | 93.93762 | Pr > t | <.0001 |
| Sign | M | 41.5 | Pr >= M | <.0001 |
| Signed Rank | S | 1743 | Pr >= S | <.0001 |

| Quantiles (Definition 5) | |
|--------------------------|----------|
| Level | Quantile |
| 100% Max | 60.0 |
| 99% | 60.0 |
| 95% | 57.0 |
| 90% | 54.0 |
| 75% Q3 | 52.0 |
| 50% Median | 49.0 |
| 25% Q1 | 45.5 |
| 10% | 42.0 |
| 5% | 41.5 |
| 1% | 35.0 |
| 0% Min | 35.0 |

The UNIVARIATE Procedure
 Variable: tajyuu

sex=F

| Extreme Observations | | | |
|----------------------|-----|---------|-----|
| Lowest | | Highest | |
| Value | Obs | Value | Obs |
| 35.0 | 10 | 57.0 | 34 |
| 38.0 | 1 | 57.2 | 53 |
| 41.0 | 13 | 58.0 | 73 |
| 41.0 | 2 | 59.0 | 52 |
| 41.5 | 9 | 60.0 | 44 |

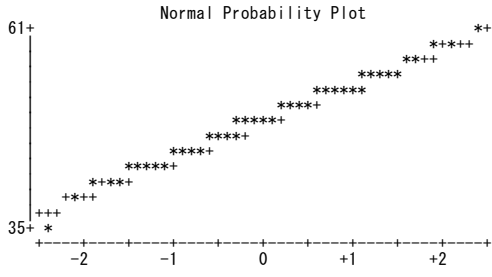
The UNIVARIATE Procedure
Variable: tajyuu

sex=F

| Stem | Leaf | # | Boxplot |
|------|----------------|----|---------|
| 60 | 0 | 1 | |
| 58 | 00 | 2 | |
| 56 | 02 | 2 | |
| 54 | 000000 | 6 | |
| 52 | 00000000000000 | 13 | + |
| 50 | 00000000000000 | 13 | |
| 48 | 00000000000000 | 14 | *+* |
| 46 | 000005000008 | 11 | |
| 44 | 000000055 | 9 | + |
| 42 | 0000000 | 7 | |
| 40 | 005 | 3 | |
| 38 | 0 | 1 | |
| 36 | | | |
| 34 | 0 | 1 | 0 |

The UNIVARIATE Procedure
Variable: tajyuu

sex=F



The UNIVARIATE Procedure
Variable: shintyou

sex=M

| Moments | | | |
|-----------------|------------|------------------|------------|
| N | 242 | Sum Weights | 242 |
| Mean | 172.187603 | Sum Observations | 41669.4 |
| Std Deviation | 5.39094169 | Variance | 29.0622523 |
| Skewness | -0.0830809 | Kurtosis | 0.16313224 |
| Uncorrected SS | 7181958.12 | Corrected SS | 7004.00281 |
| Coeff Variation | 3.13085355 | Std Error Mean | 0.34654286 |

| Basic Statistical Measures | | | |
|----------------------------|----------|---------------------|----------|
| Location | | Variability | |
| Mean | 172.1876 | Std Deviation | 5.39094 |
| Median | 172.0000 | Variance | 29.06225 |
| Mode | 170.0000 | Range | 30.00000 |
| | | Interquartile Range | 6.00000 |

| Tests for Location: Mu0=0 | | | | |
|---------------------------|-----------|----------|----------|--------|
| Test | Statistic | | p Value | |
| Student's t | t | 496.8725 | Pr > t | <.0001 |
| Sign | M | 121 | Pr >= M | <.0001 |
| Signed Rank | S | 14701.5 | Pr >= S | <.0001 |

| Quantiles (Definition 5) | |
|--------------------------|----------|
| Level | Quantile |
| 100% Max | 186.0 |
| 99% | 185.0 |
| 95% | 181.0 |
| 90% | 179.9 |
| 75% Q3 | 175.0 |
| 50% Median | 172.0 |
| 25% Q1 | 169.0 |
| 10% | 166.0 |
| 5% | 163.0 |
| 1% | 160.0 |
| 0% Min | 156.0 |


The UNIVARIATE Procedure
 Variable: shintyou

sex=M

| Extreme Observations | | | |
|----------------------|-----|---------|-----|
| Lowest | | Highest | |
| Value | Obs | Value | Obs |
| 156 | 84 | 184 | 321 |
| 157 | 85 | 184 | 322 |
| 160 | 90 | 185 | 323 |
| 160 | 89 | 185 | 324 |
| 160 | 88 | 186 | 325 |

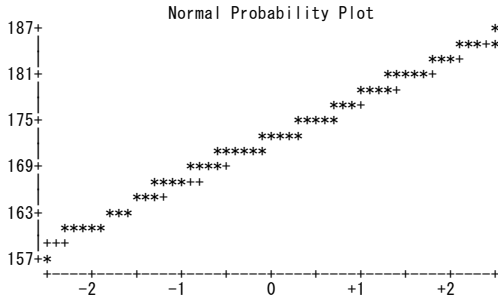
The UNIVARIATE Procedure
Variable: shintyou

sex=M



The UNIVARIATE Procedure
Variable: shintyou

sex=M



The UNIVARIATE Procedure
Variable: tajyuu

sex=M

| Moments | | | |
|-----------------|------------|------------------|------------|
| N | 242 | Sum Weights | 242 |
| Mean | 62.238843 | Sum Observations | 15061.8 |
| Std Deviation | 7.92773766 | Variance | 62.8490244 |
| Skewness | 1.25956203 | Kurtosis | 3.31622437 |
| Uncorrected SS | 952575.62 | Corrected SS | 15146.6149 |
| Coeff Variation | 12.7376045 | Std Error Mean | 0.50961428 |

| Basic Statistical Measures | | | |
|----------------------------|----------|---------------------|----------|
| Location | | Variability | |
| Mean | 62.23884 | Std Deviation | 7.92774 |
| Median | 61.00000 | Variance | 62.84902 |
| Mode | 60.00000 | Range | 54.00000 |
| | | Interquartile Range | 9.00000 |

| Tests for Location: Mu0=0 | | | | |
|---------------------------|-----------|----------|----------|--------|
| Test | Statistic | | p Value | |
| Student's t | t | 122.1293 | Pr > t | <.0001 |
| Sign | M | 121 | Pr >= M | <.0001 |
| Signed Rank | S | 14701.5 | Pr >= S | <.0001 |

| Quantiles (Definition 5) | |
|--------------------------|----------|
| Level | Quantile |
| 100% Max | 100 |
| 99% | 90 |
| 95% | 77 |
| 90% | 71 |
| 75% Q3 | 66 |
| 50% Median | 61 |
| 25% Q1 | 57 |
| 10% | 54 |
| 5% | 52 |
| 1% | 48 |
| 0% Min | 46 |

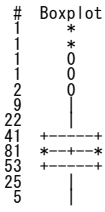
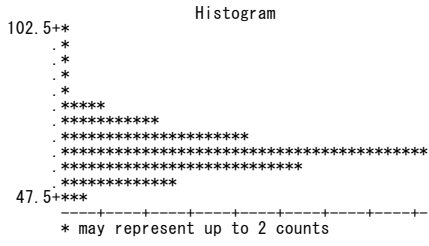
The UNIVARIATE Procedure
 Variable: tajyuu

sex=M

| Extreme Observations | | | |
|----------------------|-----|---------|-----|
| Lowest | | Highest | |
| Value | Obs | Value | Obs |
| 46 | 94 | 84.0 | 233 |
| 48 | 114 | 88.5 | 150 |
| 48 | 87 | 90.0 | 319 |
| 48 | 86 | 95.0 | 292 |
| 48 | 85 | 100.0 | 293 |

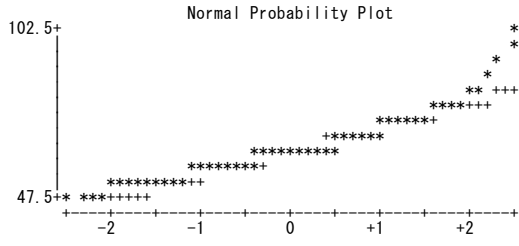
The UNIVARIATE Procedure
Variable: tajyuu

sex=M



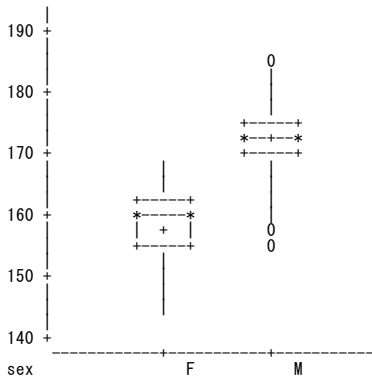
The UNIVARIATE Procedure
Variable: tajyuu

sex=M



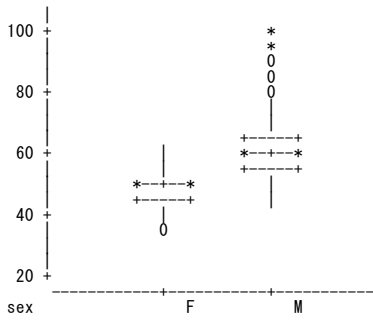
The UNIVARIATE Procedure
Variable: shintyou

Schematic Plots



The UNIVARIATE Procedure
Variable: tajjyuu

Schematic Plots

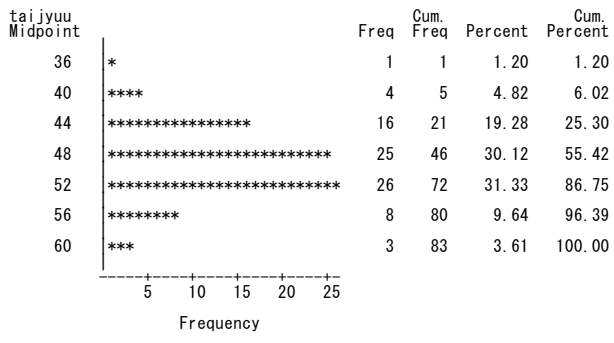


sex=F

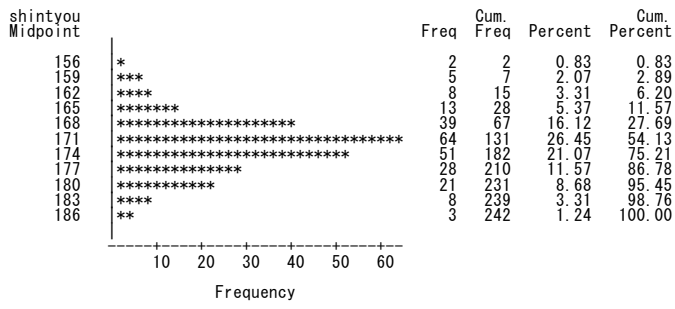
| shintyou Midpoint | | Freq | Cum. Freq | Percent | Cum. Percent |
|----------------------|-------|------|--------------|---------|-----------------|
| 144 | * | 1 | 1 | 1.20 | 1.20 |
| 147 | *** | 3 | 4 | 3.61 | 4.82 |
| 150 | **** | 4 | 8 | 4.82 | 9.64 |
| 153 | ***** | 12 | 20 | 14.46 | 24.10 |
| 156 | ***** | 14 | 34 | 16.87 | 40.96 |
| 159 | ***** | 20 | 54 | 24.10 | 65.06 |
| 162 | ***** | 12 | 66 | 14.46 | 79.52 |
| 165 | ***** | 13 | 79 | 15.66 | 95.18 |
| 168 | **** | 4 | 83 | 4.82 | 100.00 |

*** 性別ごとにヒストグラム(方法1) ***

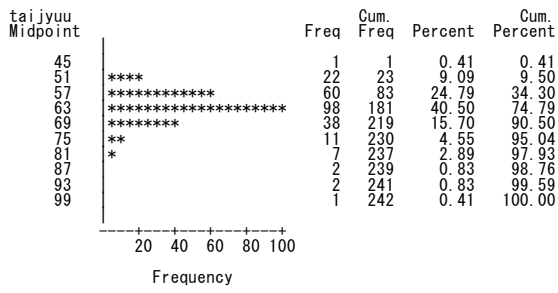
sex=F



sex=M

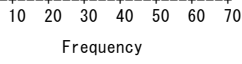


sex=M



*** 性別ごとにヒストグラム(方法2) ***

| sex | shintyou Midpoint | Freq | Cum. Freq | Percent | Cum. Percent | |
|-----|----------------------|-------|--------------|---------|-----------------|-------|
| F | 146 | 2 | 2 | 0.62 | 0.62 | |
| | 150 | 7 | 9 | 2.15 | 2.77 | |
| | 154 | 14 | 23 | 4.31 | 7.08 | |
| | 158 | 22 | 45 | 6.77 | 13.85 | |
| | 162 | 21 | 66 | 6.46 | 20.31 | |
| | 166 | 16 | 82 | 4.92 | 25.23 | |
| | 170 | 1 | 83 | 0.31 | 25.54 | |
| | 174 | 0 | 83 | 0.00 | 25.54 | |
| | 178 | 0 | 83 | 0.00 | 25.54 | |
| | 182 | 0 | 83 | 0.00 | 25.54 | |
| 186 | 0 | 83 | 0.00 | 25.54 | | |
| M | 146 | 0 | 83 | 0.00 | 25.54 | |
| | 150 | 0 | 83 | 0.00 | 25.54 | |
| | 154 | 0 | 83 | 0.00 | 25.54 | |
| | 158 | * | 2 | 85 | 0.62 | 26.15 |
| | 162 | ***** | 13 | 98 | 4.00 | 30.15 |
| | 166 | ***** | 26 | 124 | 8.00 | 38.15 |
| | 170 | ***** | 70 | 194 | 21.54 | 59.69 |
| | 174 | ***** | 71 | 265 | 21.85 | 81.54 |
| | 178 | ***** | 36 | 301 | 11.08 | 92.62 |
| | 182 | ***** | 19 | 320 | 5.85 | 98.46 |
| 186 | ** | 5 | 325 | 1.54 | 100.00 | |



*** 性別ごとにヒストグラム(方法2) ***

| sex | taijyuu Midpoint | Freq | Cum. Freq | Percent | Cum. Percent |
|-----|---------------------|-------|--------------|---------|-----------------|
| F | 36 | 2 | 2 | 0.62 | 0.62 |
| F | 42 | ** | 12 | 3.69 | 4.31 |
| F | 48 | ***** | 41 | 12.62 | 16.92 |
| F | 54 | ***** | 23 | 7.08 | 24.00 |
| F | 60 | * | 5 | 1.54 | 25.54 |
| F | 66 | | 0 | 0.00 | 25.54 |
| F | 72 | | 0 | 0.00 | 25.54 |
| F | 78 | | 0 | 0.00 | 25.54 |
| F | 84 | | 0 | 0.00 | 25.54 |
| F | 90 | | 0 | 0.00 | 25.54 |
| F | 96 | | 0 | 0.00 | 25.54 |
| F | 102 | | 0 | 0.00 | 25.54 |
| M | 36 | | 0 | 0.00 | 25.54 |
| M | 42 | | 0 | 0.00 | 25.54 |
| M | 48 | ** | 8 | 2.46 | 28.00 |
| M | 54 | ***** | 51 | 15.69 | 43.69 |
| M | 60 | ***** | 83 | 25.54 | 69.23 |
| M | 66 | ***** | 60 | 18.46 | 87.69 |
| M | 72 | ***** | 25 | 7.69 | 95.38 |
| M | 78 | ** | 9 | 2.77 | 98.15 |
| M | 84 | | 2 | 0.62 | 98.77 |
| M | 90 | | 2 | 0.62 | 99.38 |
| M | 96 | | 1 | 0.31 | 99.69 |
| M | 102 | | 1 | 0.31 | 100.00 |

Frequency